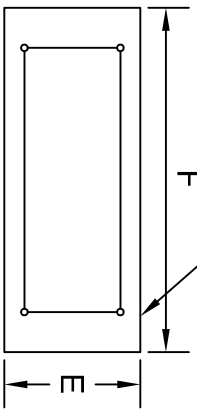


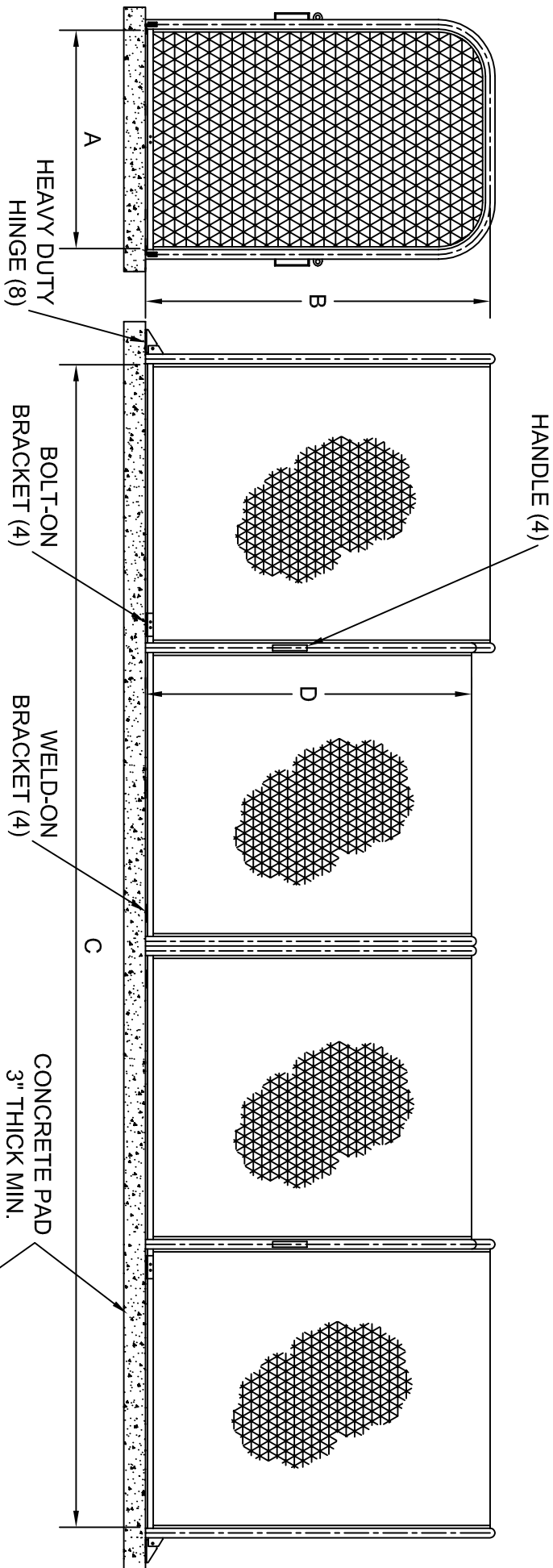
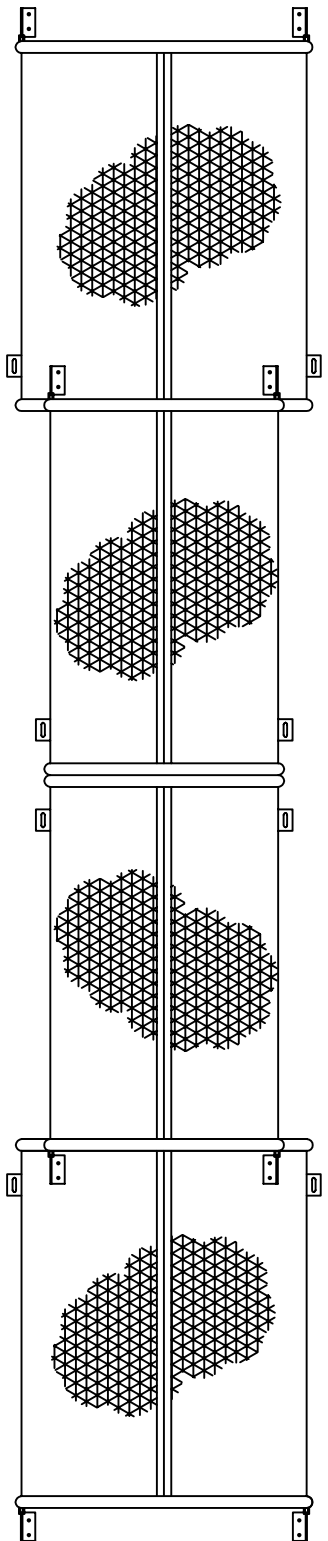
MODEL	A	B	C	D	E	F
GS-9	38"	60"	149 1/2"	56 3/4"	48"	172"



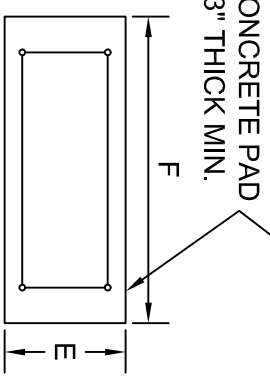
BACKFLOW PREVENTION DEVICE ENCLOSURES
 3831 E. GROVE STREET
 PHOENIX, ARIZONA 85040 (602) 426-1002

GS-9 3 PIECE CLAMSHELL

SCALE: 1/2" = 1'
 DETAIL NO.
 BPD-042209
 REV. 0



MODEL	A	B	C	D	E	F
GS-10	38"	60"	200"	56 3/4"	48"	222"



BACKFLOW PREVENTION DEVICE ENCLOSURES
 3831 E. GROVE STREET
 PHOENIX, ARIZONA 85040 (602) 426-1002

GS-10 4 PIECE CLAMSHELL

SCALE: NTS
 DETAIL NO.
 BPD1-042209
 REV. 0